



Security Tech Germany

nothingbut

www.PADLOCKS.co.uk

OCCUPATIONAL SAFETY

**LOCKOUT / TAGOUT
WITH SYSTEM**

Is your company ready for LoTo?



Areas of Application

Block access to gate valves during maintenance. Versions V305 to V313 include a determined breaking point in its center that accommodates OS&Y or "rising stem" valves.

Details

- High-quality polypropylene, long-lasting, robust and non-conductive
- Five different sizes for most common gate valves up to 13" pipes (hand wheels of 330 mm)
- To hold one padlock
- Provided with danger labels in English, Spanish and French
- Fire resistance: UL Rating UL 94 – HB

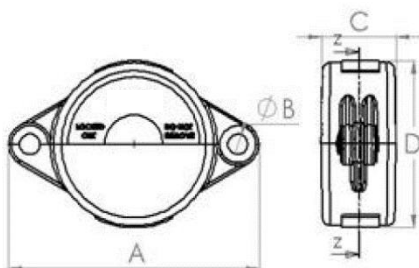
Material

- Body: Polypropylene

Dimensions

Item	Size	Length (A):	Width (D):	Depth (C):	Inner height:	Inner diameter:
• V303	1" to 2.5"	121 mm	80 mm	36 mm	22 mm	70 mm
• V305	2.5" to 5"	185 mm	142 mm	51 mm	31 mm	130 mm
• V307	5" to 6.5"	225 mm	181 mm	61 mm	42 mm	170 mm
• V310	6.5" to 10"	319 mm	277 mm	77 mm	55 mm	267 mm
• V313	10" to 13"	406 mm	364 mm	77 mm	53 mm	350 mm

Shackle diameter for padlock insert (B): 9 mm



Temperature Range

- Polypropylene: 0°C to 100°C (32°F to 212°F)

Chemical Resistance

All approved chemicals listed are based on the manufacturer's specified chemical resistance chart for plastic material only. The results were determined at a room temperature of +20°C/+68°F. All data are subject to environmental variables and product features.

Chemical	Grade
Mineral lubricants	Conditionally resistant
Aliphatic hydrocarbons	Conditionally resistant
Aromatic hydrocarbons	Conditionally resistant
Gasoline	Conditionally resistant
Weak mineral acids	Resistant
Strong mineral acids	Conditionally resistant
Weak organic acids	Conditionally resistant
Strong organic acids	Conditionally resistant
Oxidizing acids	Conditionally resistant
Weak bases	Resistant
Strong bases	Resistant
Trichloroethylene	Conditionally resistant
Perchloroethylene	Conditionally resistant
Acetone	Resistant
Alcohols	Resistant
Hot water (hydrolysis resistance)	Resistant
UV light and weather	Conditionally resistant

Legal Note

ABUS products are sold with the understanding that the buyers will test them in actual use and determine for themselves their adaptability to their intended uses.

V303 / V305 / V307 / V310 / V313 | Gate Valve Lockout User Manual



Security Tech Germany

Material Content:

Gate Valve Lockout V303
1" to 2,5"

Gate Valve Lockout V305
2,5" to 5"


Gate Valve Lockout V307
5" to 6,5"

Gate Valve Lockout V310
6,5" to 10"

Gate Valve Lockout V313
10" to 13"




Application:



1. Turn off the valve.



2. Place the gate valve lockout device around the valve handle.



3. Insert a padlock through the opening and lock it.

4. Make sure that the valve handle is correctly enclosed and can no longer be operated.



For hand wheels with a spindle, it is possible to create a passage in the center of the two halves of the lockout device. To do so, release the points provided using a pair of pliers (not applicable for V303).



Info 1.



Info 2.

WARNING:



Product should only be used by personnel properly trained in lockout procedures. Product should only be used on the appropriate application (s). Follow product instructions for proper application of each product. Properly trained personnel should check to ensure that product is secure and equipment will not operate. Failure to follow product instructions and warnings may result in serious bodily injury or death.

You will find additional notes and corresponding application videos to every lockout device following the link:
<http://www.abus.com/eng/Service/Videos/Industrial-safety>